

## Great Britain Security Machins the Security pattern lettering issues from 2009

Designed and prepared by Michael Dodd - [www.cddstamps.com](http://www.cddstamps.com)

This exhibition entry presents a personal study of postally used Machin 1st and 2nd Class Security Feature issues.

The actual stamps shown are from my collection and the annotated variations are based solely on my own study and interpretation.

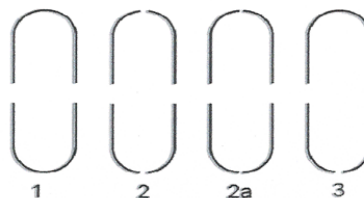
I acknowledge and am grateful to Great Britain Machins - The Machin Nut [www.adminware.ca](http://www.adminware.ca) - for granting me permission to use the images showing the security featured lettering.

In 2009 certain high-value and Non-Value Indicated Machin stamps began to include security features such as "slits" and/or background letter coding.

Four different kinds of slits have been seen and different letter "coding" in the background text exist.

### Security slit types:

- 1 - no cuts at top and bottom
- 2 - cuts at top and bottom are wider than 2a
- 2a - cuts at top & bottom are narrower than 2
- 3 - no cut at top; cut at bottom



The first group of Machins with security features had background text and slits. Subsequent printings included single-letter coding to denote the source of the stamp, and, starting in 2010, a year-indicator was placed just in front of the Queen's image.


Letter Code	Source
B	Business Sheet
C	Custom - definitive and commemorative pane
F	Booklet of four stamps
P	Prestige Booklet
S	Booklet of six stamps
T	Booklet of twelve stamps
R	Roll of 10,000 stamps

# Great Britain Security Machins


## the Security pattern lettering issues from 2009

**1st Gold Self Adhesive**  
**Photogravure, 2 band Phosphor, Paper OFNP**

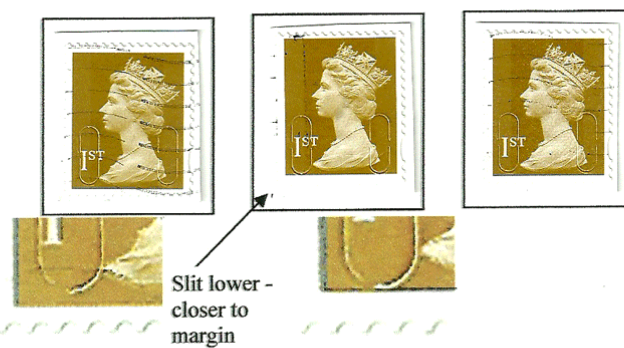
Type 1  
 Code none  
 February 17, 2009  
 Printer De La Rue



Type 1  
 Code B  
 March 31, 2009  
 Printer De La Rue



Type 2a  
 Code B  
 February 13, 2009  
 Printer De La Rue



## Great Britain Security Machins the Security pattern lettering issues from 2009

1st Gold Self Adhesive  
Photogravure, 2 band Phosphor, Paper OFNP

Type 2  
Code C  
March 10, 2009  
Printer Walsall



Type 2  
Code T  
March 31, 2009  
Printer Walsall



Lighter screening  
impression

Type 2a  
Code R  
July 16, 2009  
Printer De La Rue





**Great Britain Security Machins**  
**the Security pattern lettering issues from 2009**

**1st Gold Self Adhesive**  
**Photogravure, 2 band Phosphor, Paper OFNP**

Type 2  
Code S  
March 31, 2009  
Printer Walsall



To check Postcodes and addresses  
for free go to

**[www.royalmail.com/Postcodes4free](http://www.royalmail.com/Postcodes4free)**

I wirio Codau Post a chyfeiriadau  
am ddim



## Great Britain Security Machins the Security pattern lettering issues from 2009

1st Gold Self Adhesive  
Photogravure, 2 band Phosphor, Paper OFNP

Type 2  
Code T + 10  
January 26, 2010  
Printer Walsall



Slit lower -  
closer to margin

Lighter screening  
impression

Type 2  
Code C + 10  
June 15, 2010  
Printer Walsall



Type 2  
Code S + 10  
June 26, 2010  
Printer Walsall



Slit lower -  
closer to margin


**Great Britain Security Machins**  
**the Security pattern lettering issues from 2009**

**1st Gold Self Adhesive**  
**Photogravure, 2 band Phosphor, Paper OFNP**

Type 2a  
Code P+10  
May 8, 2010  
Printer Walsall



Source: George V Accession Centenary Prestige Booklet



## Great Britain Security Machins the Security pattern lettering issues from 2009

1st Gold Self Adhesive  
Photogravure, 2 band Phosphor, Paper OFNP

Type 2a  
Code 10  
March 13, 2010  
Printer De La Rue



Slit higher  
further off margin

Type 2a  
Code B + 10  
March 15, 2010  
Printer De La Rue



Slit lower -  
closer to margin



## Great Britain Security Machins the Security pattern lettering issues from 2009

1st Gold Self Adhesive  
Photogravure, 2 band Phosphor, Paper OFNP

Type 2  
Code T + 11  
2011  
Printer Walsall



Paler image,  
finer slit cut and  
cuts as Type 2a

Slits touching  
margin

Type 2  
Code C + 11  
January 11, 2011  
Printer Walsall



Type 2  
Code S + 11  
2011  
Printer Walsall




Slit higher further  
off margin



## Great Britain Security Machins the Security pattern lettering issues from 2009

1st Gold Self Adhesive  
Photogravure, 2 band Phosphor, Paper OFNP

Type 2a  
Code 11  
2011  
Printer De La Rue



Slits slighter  
higher off margin



Slits regular  
distance off  
margin



Slits touching  
margin

Type 2a  
Code B + 11  
January, 2011  
Printer De La Rue



Slits touching  
margin



# Great Britain Security Machins the Security pattern lettering issues from 2009


**2nd Bright Blue Self Adhesive**  
**Photogravure, 2 band Phosphor, Paper OFNP**

Type 1  
Code none  
February 17, 2009  
Printer De La Rue



Slit higher off  
margin

Type 1  
Code B  
March 31, 2009  
Printer De La Rue



2nd offset  
position to slit

Type 2a  
Code B  
January 15, 2009  
Printer De La Rue



**Great Britain Security Machins**  
**the Security pattern lettering issues from 2009**

**2nd Bright Blue Self Adhesive**  
**Photogravure, 2 band Phosphor, Paper OFNP**

Type 2  
Code T  
March 31, 2009  
Printer Walsall



Slit touching  
margin



2nd offset  
position to slit

Type 2a  
Code R  
July 16, 2009  
Printer De La Rue



Slit higher off  
margin



## Great Britain Security Machins the Security pattern lettering issues from 2009

**2nd Bright Blue Self Adhesive**  
**Photogravure, 2 band Phosphor, Paper OFNP**

Type 2  
Code T + 10  
March 31 2010  
Printer Walsall



Lighter  
background  
shade of blue

Slit offset to value and  
not touching head bust

Type 2a  
Code B + 10  
Mar 10, 2010  
Printer De La Rue



2nd offset  
position to slit

Type 2a  
Code 10  
Mar 10, 2010  
Printer De La Rue



2nd offset  
position to slit



**Great Britain Security Machines  
the Security pattern lettering issues from 2009**

**2nd Bright Blue Self Adhesive  
Photogravure, 2 band Phosphor, Paper OFNP**

Type 2  
Code T  
March 31, 2009  
Printer Walsall



Slit lower to  
margin  
higher off



## Great Britain Security Machins the Security pattern lettering issues from 2009

2nd Bright Blue Self Adhesive  
Photogravure, 2 band Phosphor, Paper OFNP

Type 2a  
Code P + 10  
May 8, 2010  
Printer Walsall



Source: George V Accession Centenary Prestige Booklet

### "I AM THAT DAMNED FOOL"

At an auction in 1904, the future King of England paid a world-record price for a single stamp when he acquired a Mauritius 2d blue for £1,450. Reportedly, one of George's secretaries had read about the record-breaking purchase in the newspaper, and remarked to the Prince that "some damned fool" had parted with an exceptional amount of money for just one stamp. His Royal Highness is said to have replied, "I am that damned fool."



# Great Britain Security Machins the Security pattern lettering issues from 2009

**2nd Bright Blue Self Adhesive  
Photogravure, 2 band Phosphor, Paper OFNP**

Type 2a  
Code 11  
January 2011  
Printer De La Rue



Type 2a  
Code B + 11  
January 2011  
Printer De La Rue



Type 2a  
Code T + 11  
March 2011  
Printer Walsall





## Great Britain Security Machins

### the Security pattern lettering issues from 2009

I would like to thank my friends who sent me stamps over the past few years.  
This study would not have been possible without you.

There is no intention on my part to have the viewer think this study is complete.

I have thousands more Machin security stamps which have not been studied in detail, and from the hours I have studied I am confident there are more "differences" to be found amongst the supposedly same printings.

As each year goes by and a new issue is released by Royal Mail there will of course be more to add to this collection now that the year numeric has been added to the security code.

There is no shortage of information available about Machin issues.  
I acknowledge the material freely available on the internet from The Machin Nut at [http://www.adminware.ca/machin/m\\_link.htm](http://www.adminware.ca/machin/m_link.htm) I have had many enjoyable evenings just reading from the "Machin Links".

Many people write about Machins. Too many to mention, other than to say I recommend reading <http://machinmania.blogspot.com/> and The Complete Deegam Machin Handbook; this is essential and enjoyable reading in my view <http://www.deegam.com/handbook.htm>

And finally, This is what it is all about!

Michael Dodd - [www.cddstamps.com](http://www.cddstamps.com)

